


Door Panels by Design

Door Panels by Design are one of the country's leading manufacturers and suppliers of comprehensive infill door panels. We pride ourselves on our high standard of workmanship, and always ensure that the highest quality products are used in the making of our door panels.



Our extensive range of panels include, full panels, half panels, side panels and conservatory panels, which are available in a range of colours, thicknesses and styles, and have a 10 year guarantee against discolouration by sunlight.

the GASCOIGNE range



Gascoigne Solid



Gascoigne 4 SB-8


the ZIDANE range




Zidane 4 S.B-7



Zidane Solid



Zidane 4 G.D-9 N



Matthews1 Georgian Bar



Matthews 3 G.D-72 N



Matthews Solid



Matthews 1 G.D-6



Matthews 5 G.D-5



Barnes Solid



Barnes 1 S.B-2



Barnes 1 S.B-3



Barnes G.D 104-N



Best 1 Diamond lead



Best 1 G.D-1



Best Solid



Best 1 G.D-2.NN



Best 1 G.D-3.NN



Best 2 G.D-38



Best 1 S.B-5



Best 2 Georgian Bar



Best 1 G.D-33



Best 1 S.B-4



Best 1 G.D-50



Gerrard Solid



Gerrard 3 S.B-1



Gerrard 3 S.B-9



Gerrard 3 G.D-103.N



Charlton 2 G.D-7



Charlton 4 Diamond lead



Charlton Solid



Charlton 4 S.B-6



Charlton 2 G.D-51.NN



Scholes Solid



Scholes 1 S.B-10



Schole 1 G.D-100.N



Schole 1 G.D-101.N



Hurst 1 G.D-21



Hurst 1 G.D-22.NN



Hurst Solid



Hurst 1 G.D-34.N Gold lead*



Hurst 1 G.D-41

*please note gold lead can incur colour defects



Moore 2 G.D-10



Moore 6 Diamond lead




Moore 6 G.D-48.NN



Moore Solid



Moore 4 G.D-11.NN



Moore 6 G.D-73


the LINEKER range



Lineker Solid



Lineker 2 G.D-30.NN



Lineker 4 G.D-29

the GINOLA range



Ginola Solid



Ginola 1 Diamond lead



Ginola 1 G.D-47.N



Beckenbauer Solid



Beckenbauer 1 Diamond lead



Beckenbauer 1 G.D-40.NN



Beckenbauer 1 G.D-52.NN



Beckham 1 Square lead




Beckham 1 Diamond lead



Beckham Solid



Beckham 1 G.D-44



Beckham 1 G.D-55

the BANKS range



Banks Solid



Banks 1 G.D-25.N
Yorkshire Rose



Banks 1 G.D-26.N Gold lead*

*please note gold lead can incur colour defects

the DALGLISH range



DalGLISH Solid



DalGLISH 1 G.D-27.NN



DalGLISH1 G.D-28

the RONALDO range




Ronaldo Solid



Ronaldo 1 G.D-59




Ronaldo 1 G.D-60



Ronaldo 1 Diamond lead



Pele 1 G.D-17.NN



Pele 1 G.D-36.N Queen Ann



Pele Solid



Pele 1 G.D-16NN



Bremner Solid



Bremner 1 G.D-61



Bremner 1 G.D-62.N



Bremner 1 G.D-63.N

the KEEGAN range



Keegan Solid



Keegan 4 G.D-20




Keegan 2 Diamond lead

the EUSEBEO range



Eusebeo Solid



Eusebeo 4 G.D- 31.N



Eusebeo 2 Diamond lead



Jairzinho Solid



Jairzinho 1 G.D-64.N



Jairzinho 1 G.D-65.N



Jairzinho Square lead


the WRIGHT range



Wright Solid



Wright 1 G.D-35



Wright 1 G.D-39.NN

the GREAVES range



Greaves Solid



Greaves 1 G.D-19



Greaves 1 G.D-37.NN

the RUSH range



Rush Solid



Rush 1 G.D-32



Rush 1 Patterned

the OWEN range



Owen Solid



Owen 2 Diamond lead



Owen 2 G.D-46.N



Best 1 Transfer Owl A



Best 1 Transfer Hawk B.N



Best 1 Transfer Kingfisher C

The Transfer Range

Have you ever seen a door that catches your eye, but thought it could have looked better?


Come and speak to us with your ideas, we can offer bespoke 1 off glass designs to suit you.

So you the customer can have a creative influence on your new doors.

From Victorian leaded glass to modern sand blast designs.



the DOOR PANEL BEVEL range



Hurst 1 G.D-57 B.V-10



Hurst 1 G.D-56 B.V-8




Hurst 1 G.D-96 B.V-32



Hurst 1 G.D-97 B.V-33

the DOOR PANEL BEVEL range



Best 1 G.D-58 B.V-9.N



Best 1 G.D-4 B.V-1



Best 2 G.D-49 B.V-7N



Best 1 G.D-93 B.V-29

the DOOR PANEL BEVEL range



Beckham 1 G.D-45 B.V-6




Beckham 1 G.D-69 B.V-13



Charlton 2 G.D-23 B.V-5



Zidane 4 G.D-67 B.V-11.N
Mix & Match or have all one colour



Banks 1 G.D-95 B.V-31



Banks 1 G.D-94 B.V-30.N


the DOOR PANEL BEVEL range



Pele 2 G.D-66 B.V-12




Pele 1 G.D-15 B.V-3



Charlton 2 G.D-8 B.V-2



Charlton 2 G.D-98 B.V-34



Charlton 2 G.D-99 B.V-35



Greaves 1 G.D-18 B.V-4.N

the DOOR PANEL BEVEL range



Gascoigne 4 G.D-105 B.V-36.N



Gascoigne 4 G.D-106 B.V-37.N



Gerrard 3 G.D-107 B.V-38.N



Gerrard 3 G.D-108 B.V-39.N



Scholes 1 G.D-109 B.V-40.N



Scholes 1 G.D-110 B.V-41.N


the DOOR PANEL BEVEL range



Scholes 1 G.D-111 B.V-42.N



Scholes 1 G.D-112 B.V-43.N



Barnes 1 G.D-113 B.V-44.N



Barnes 1 G.D-114 B.V-45.N



Barnes 1 G.D-115 B.V-46.N



Ronaldo 1 G.D-68 B.V-16



Gerrard 3 G.D-102 B.V-47.N



Jairzinho 1 G.D-71 B.V-15



Lineker 4 G.D-70 B.V-14

The Door Panel Bevel Range

**Our bevel range use high quality,
genuine glass bevels only.**

Bevels are interchangeable but check
cluster sizes to allow for fitting in
small apertures.

Other designs are available on request.



Hurst 1 G.D-74 B.V-21.N



Hurst 1 G.D-76 B.V-18.N



Hurst 1 G.D-91 B.V-27



Hurst 1 G.D-92 B.V-28

The Textured Bevel Range

This range uses graceful textured films to enhance the bevel designs.

This makes patterned glass very much optional.

If films are not required, please specify when ordering.

N.B. The designs of the textured bevel range are using clear backing and an enhanced light source to highlight the bevels.

the TEXTURED BEVEL range




Best1 G.D-78 B.V-20.N



Best1 G.D-86 B.V-22




Best1 G.D-87 B.V-23




Best1 G.D-88 B.V-24

the TEXTURED BEVEL range



Banks 1 G.D-77 B.V-19.N



Banks 1 G.D-89 B.V-25



Banks 1 G.D-90 B.V-26



Beckham 1 G.D-75 B.V-17.N



The Sandblast Collection

Available in various styles and designs to compliment your new door.

Please note: Sandblasted designs featured on these pages have been photographed against a blue background to enhance the pattern of each door.

In actuality all doors in this range feature a clear sandblasted finish.



Charlton 2 S.B-E



Charlton 2 S.B-F



Best 1 S.B-A



Matthews1 S.B-G



Matthews 3 S.B-G



Matthews 5 S.B-G



Best 1 G.D-1
Best S.P-1 G.D-1



Keegan 2 G.D-20
Keegan S.P-1 G.D-20



Moore 6 Diamond lead
Moore S.P-3 Diamond lead



Owen 2 G.D-46.N
Owen S.P-1 G.D-46.N

the SIDE PANEL range



Hurst 1 G.D-57 B.V-10 / Hurst S.P-1 G.D-57 B.V-10

the TRADITIONAL HALF DOOR PANELS



Half Best



Half Charlton



Cantona Solid


OPTIONAL COLOURS



Barnes 1 Black



Gascoigne 4 Anthracite



Best 1 Rosewood



Moore 6 Blue



Gerrard 3 Red




Hurst 1 Cream



Banks 1 Sherwood




Charlton 2 Green




Scholes 1 Irish



Jairzinho 1 Chartwell



Ginola 1 Slate Grey



Zidane 4 Agate

Optional Colours

Our wide range of coloured doors and woodgrains

It must be made aware when choosing a wood grain or coloured skin, that this can cause problems from the sun's rays which can result in the separating and delaminating of the skins. This is not a manufacturing problem.

We recommend a half panel door with an individual design at the top half of the door to compliment your new door.

the CONSERVATORY PANEL range

Cantona



Half Best

Half Charlton



Third Best

Third Charlton





SHERWOOD



IRISH



ROSE



CHARTWELL



RED



BLUE




GREEN



CREAM 9001



SLATE



AGATE



ANTHRACITE



BLACK

Door Furniture

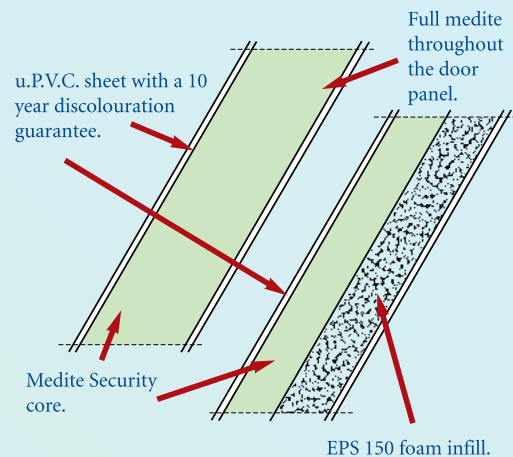
A collection of door furniture in traditional designs are available to compliment any of our door panel designs.

(Brass is a material subject to attack from the atmosphere and black pit marks might occur.)



Medite Security Panel

For peace of mind there is the added option of a high security panel to get the maximum security out of your new door. Polyurethane based laminating adhesive resists temperatures from -60°C to 180°C for extended periods





Minster
Privacy Level 2



Oak
Privacy Level 4

Privacy levels
2-5




Taffeta
Privacy Level 3



Chantilly
Privacy Level 2



Pelrine
Privacy Level 4




Digital
Privacy Level 3



New Contour
Privacy Level 4



May Flower
Privacy Level 4



Charcoal Sticks
Privacy Level 4



Florielle
Privacy Level 4




Everglade
Privacy Level 5


the COLOURED TOPLIGHT range



T.L-1



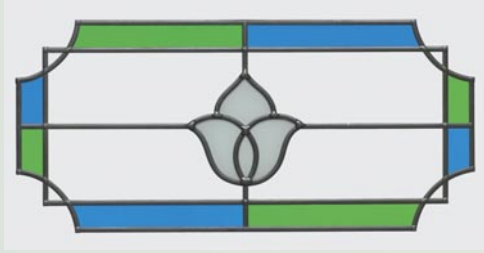
T.L-2



T.L-3



T.L-4



T.L-5




T.L-6



T.L-7



T.L-8




T.L-9



T.L-10



T.L-11



T.L-12



T.L-13 B.V-6



T.L-14 B.V-7.N



T.L-15 B.V-8



T.L-16 B.V-9



T.L-17 B.V-10.N



T.L-18 B.V-11.N



T.L-19 B.V-12.N



T.L-20 B.V-13



T.L-21 B.V-14




T.L-22 B.V-15




T.L-23 B.V-16



T.L-24 B.V-17



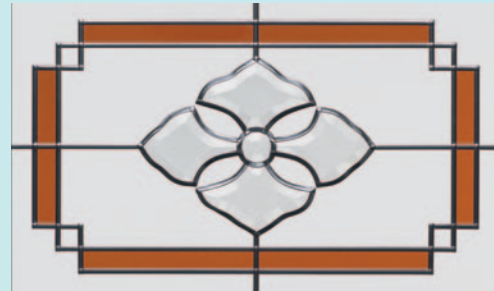
T.L-25 B.V-18



T.L-26 B.V-19



T.L-27 B.V-20



T.L-28 B.V-21



T.L-29 B.V-22



T.L-30 B.V-23

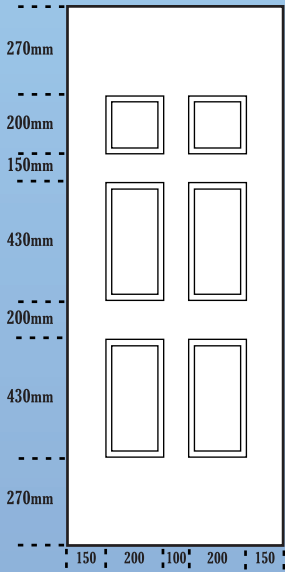
Due to the fixed size of many of the top light bevels, we urge customers to check with ourselves prior to ordering that the full design will fit in your unit sizes.

All designs within this brochure are not fixed. Where possible, we will gladly interchange bevels, shrink and enlarge designs to fit different panels and/or units.

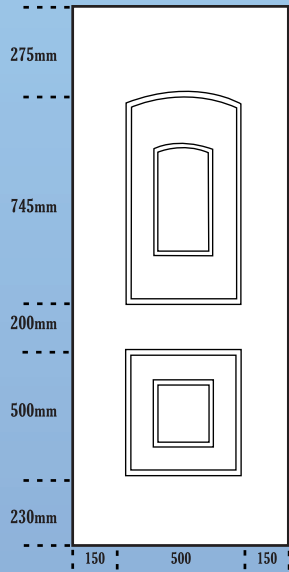
If you have a high quality file or photo containing your own unique designs, then we will gladly discuss the possibility of transferring this to your door/unit.

DOOR PANEL DIMENSIONS

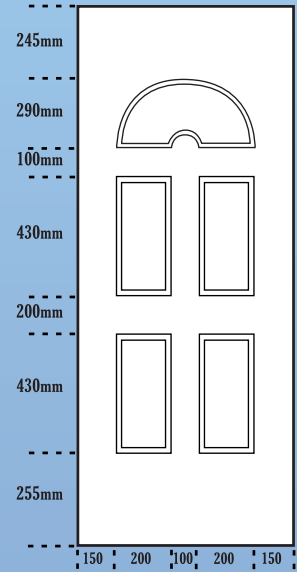
Moore



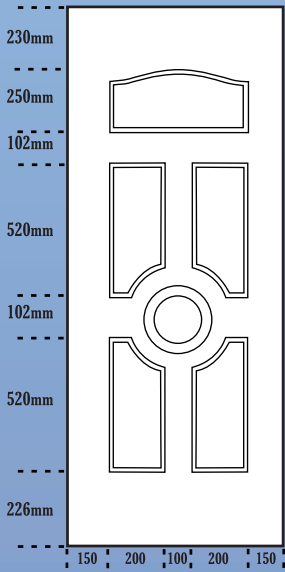
Best



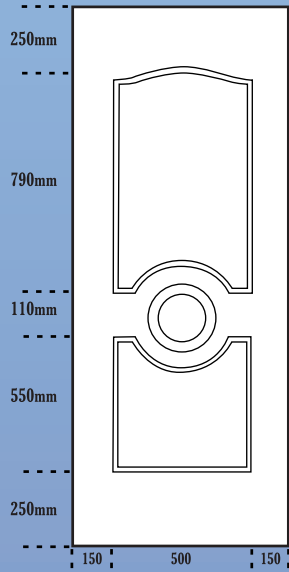
Matthews



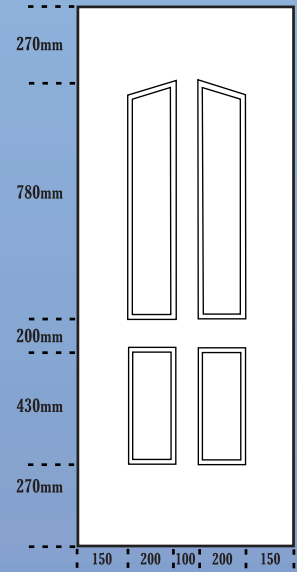
Ball



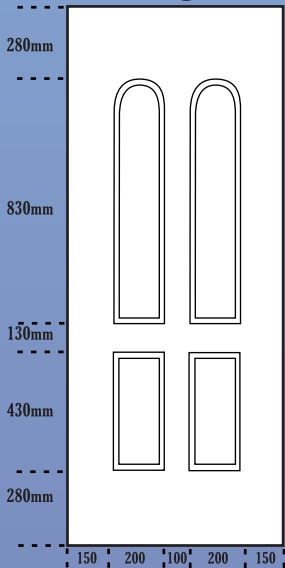
Pele



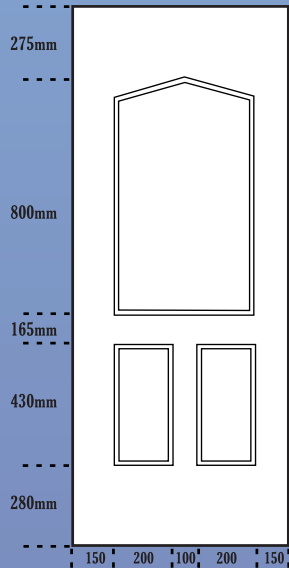
Charlton



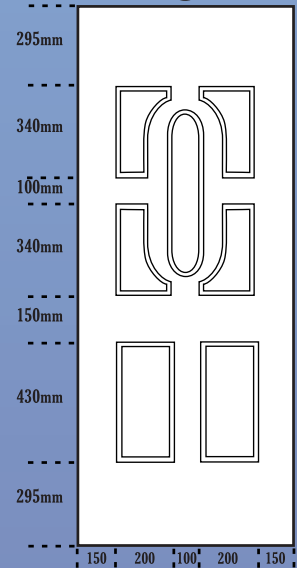
Keegan



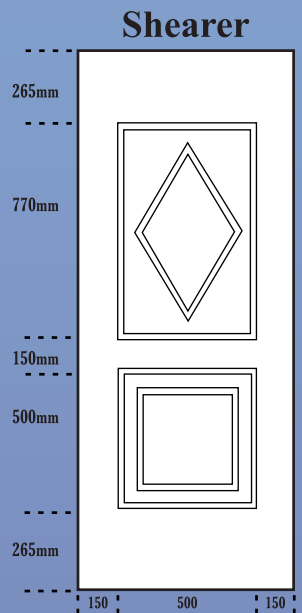
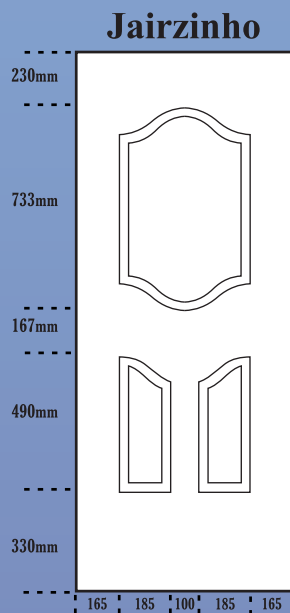
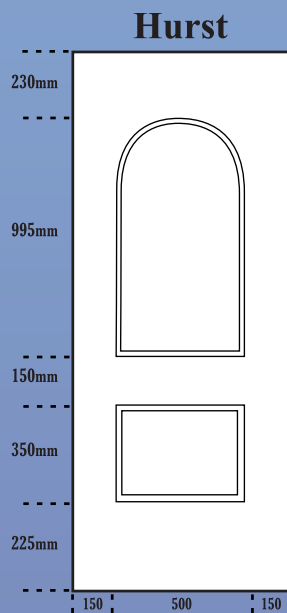
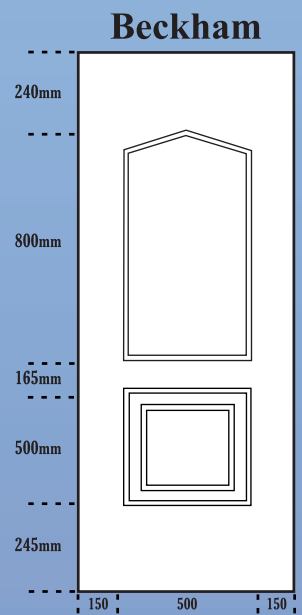
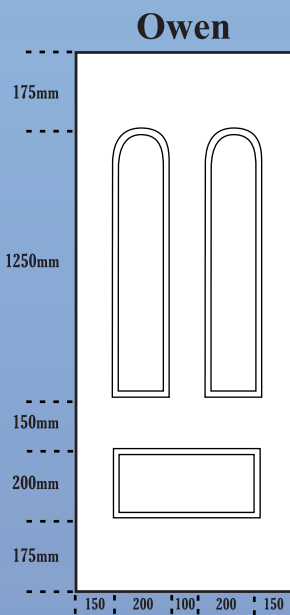
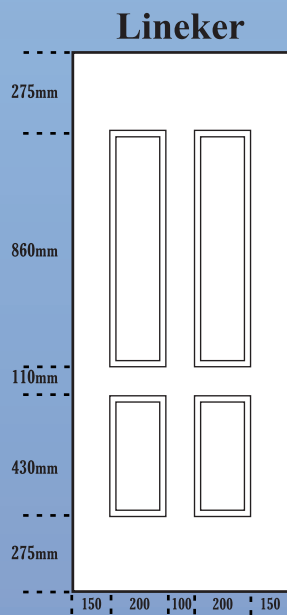
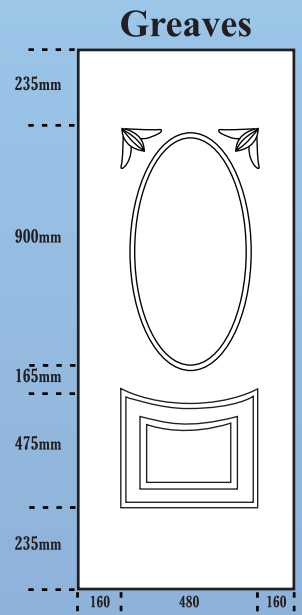
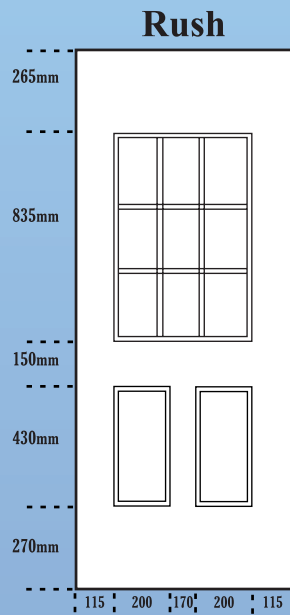
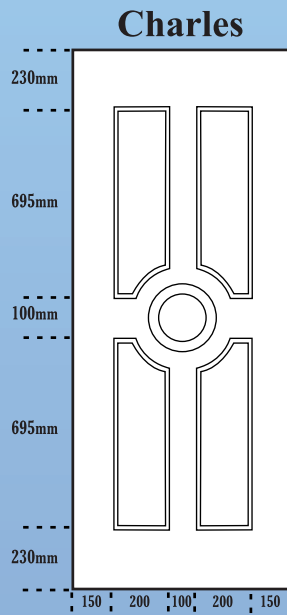
Banks



Dalglish

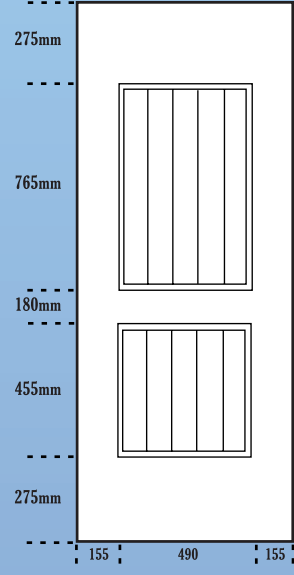


DOOR PANEL DIMENSIONS

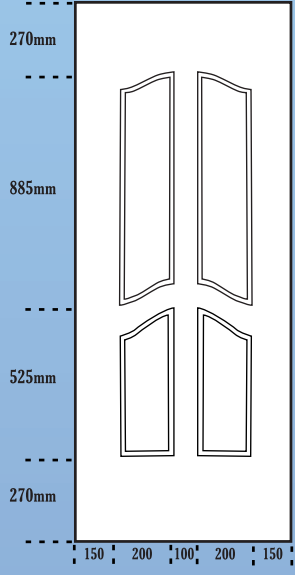


DOOR PANEL DIMENSIONS

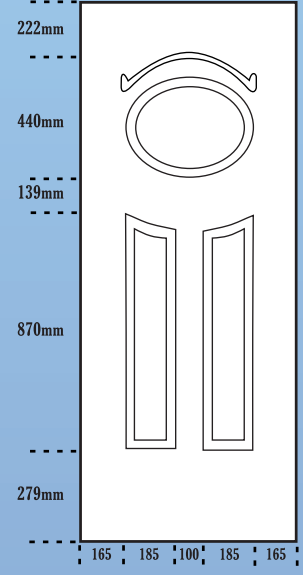
Beckenbauer



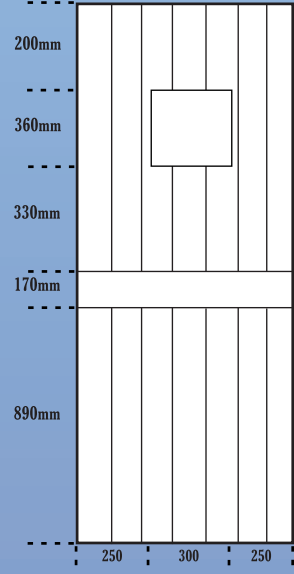
Eusebeo



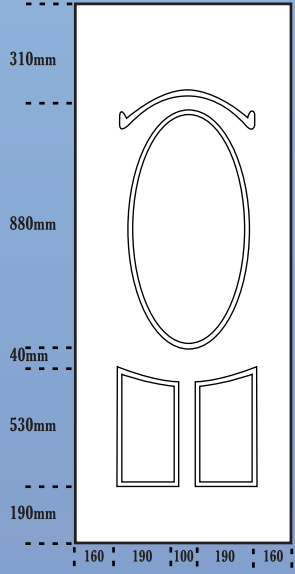
Bremner



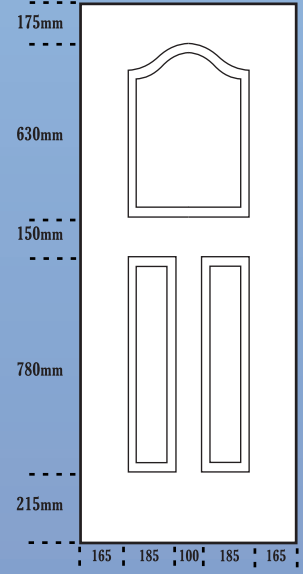
Ginola



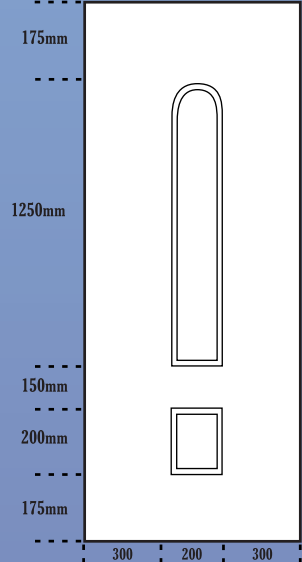
Wright



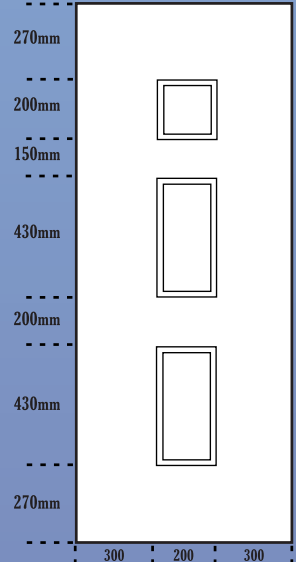
Ronaldo



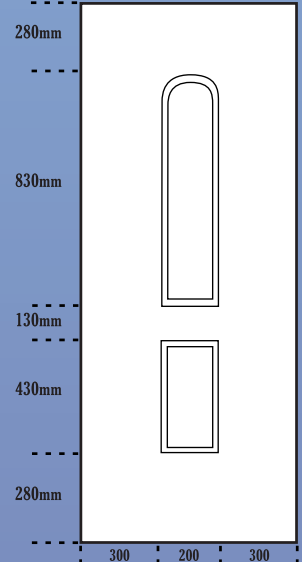
Owen S/P



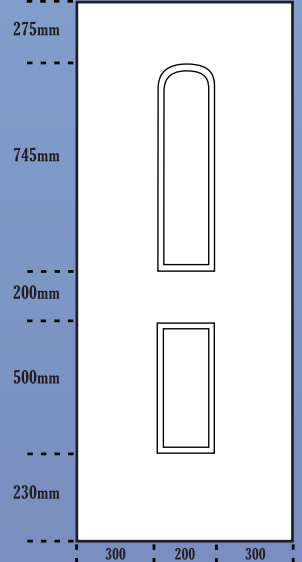
Moore S/P



Keegan S/P

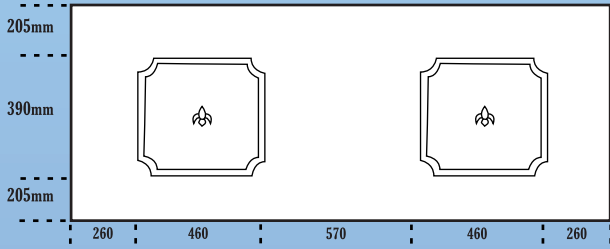


Best S/P

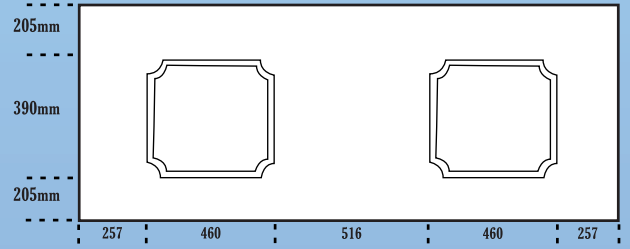


DOOR PANEL DIMENSIONS

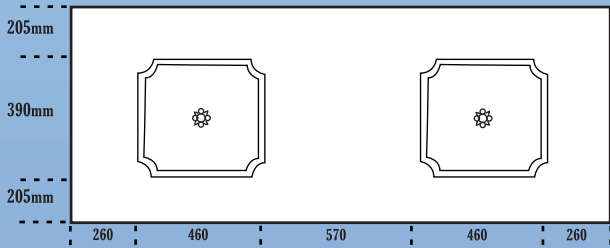
Platini



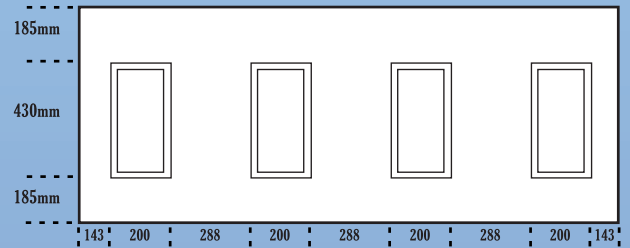
Shilton



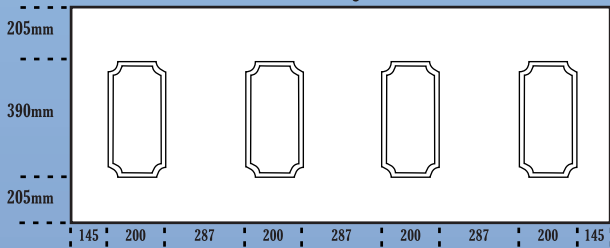
Law



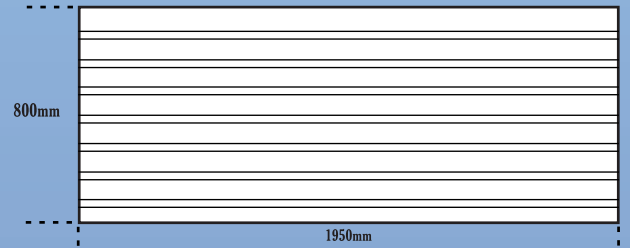
1/4 Charlton



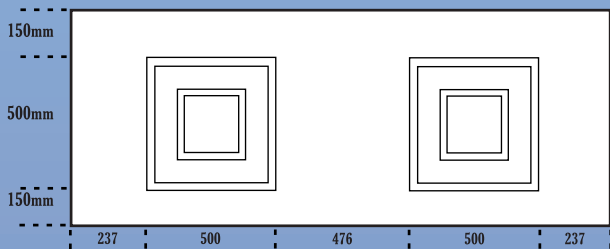
Cruyff



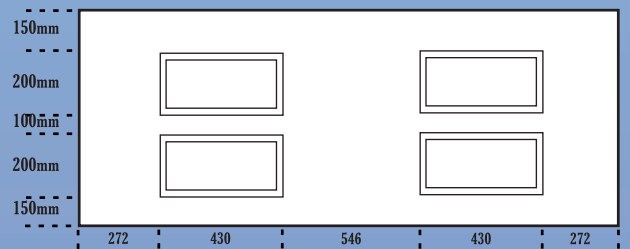
Cantona



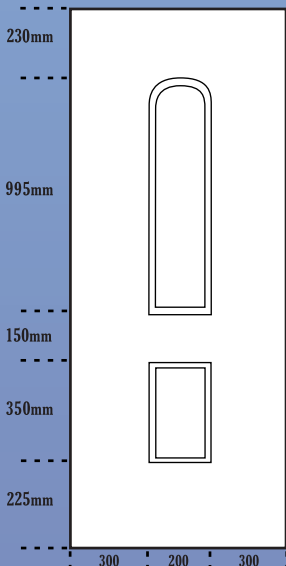
1/2 Best Full Panel



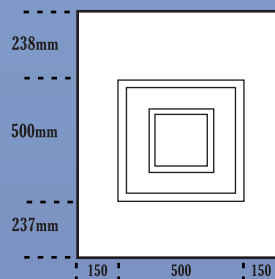
1/2 Charlton Full Panel



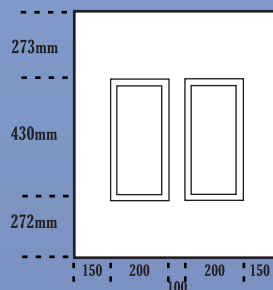
Hurst S/P



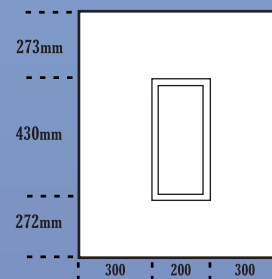
1/2 Best



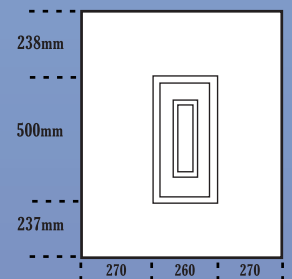
1/2 Charlton



1/4 Stiles



1/4 Best



Please Note: All sizes shown in this brochure are approximations
And are for reference purposes only.